

# Web 3D brain viewer team

Tomoyuki KUBOTA, Mistuaki TSUKAMOTO, Keiji Matsuda

Objective:

Extend the functionality of a web 3D brain viewer.

Method:

Add input file format.

Modify the user interface of the 3D data viewer.

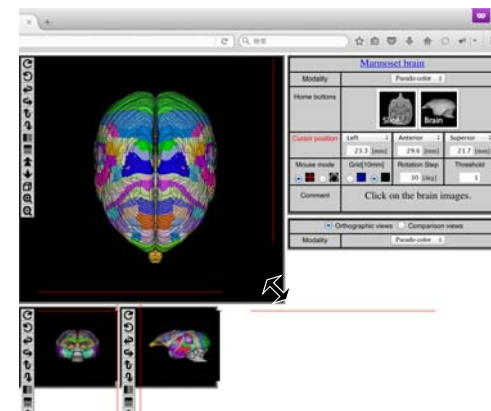
Add new data set.

Work:

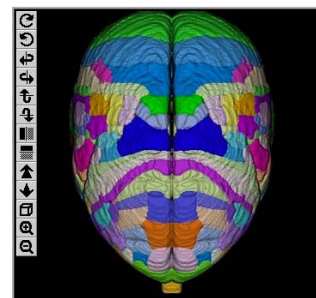
Add NIfTI-1 format for input file (uncompleted).

User can modify the size of each sub-window.

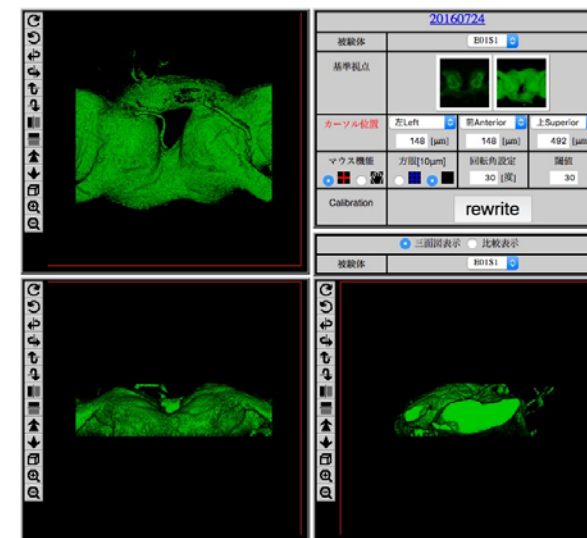
Add Hi-Resolution marmoset and Silkworm brain data.



Modify the user interface



Hi-Resolution marmoset



Silkworm brain